



ASN International School


# Summer Fun Activities

Session 2026-27



Class 2





*Summer days are bright and free, A joyful time for you and me. We laugh, we play, we sing in cheer, Making memories we hold dear.*

*Under sunny skies so blue, There's so much fun for us to do. We rest, explore, and happily stay, Enjoying every holiday.*

**Here are some fun and thoughtful suggestions for you to follow during your holidays:**

1. Create a fixed study/workspace and a regular routine.
2. Read storybooks and narrate them to your family members.
3. Be a helping hand at home, help with small chores like cleaning, watering plants, or setting the table.
4. Go for morning walks. Observe your surroundings and discuss what you see. Try yoga, simple stretching exercises, or a little dance every day to stay physically active and refreshed.
5. Follow a healthy lifestyle
  - Drink plenty of water.
  - Eat seasonal fruits and vegetables.
  - Avoid too much screen time and junk food.
  - Sleep on time and wake up early.

✧ *Wishing you a fun-filled, safe, and healthy holidays!* ☀



## **Skills for Life – कौशल, संस्कार और संस्कृति**

Education goes beyond textbooks; it is about shaping individuals with the right skills, values, and cultural understanding. कौशल (skills) help children become capable and independent, संस्कार (values) guide them to make the right choices, and संस्कृति (culture) connects them to their roots and traditions.

Keeping this in mind, the following activities are designed to help children apply these learnings in a practical and meaningful way. Through these activities, students will not only create and explore but also develop essential life skills that contribute to their overall growth.

### **ACTIVITY 1: FESTIVAL FUN: CREATE AND CELEBRATE**

Festivals are a beautiful way to bring happiness, togetherness, and colours into our lives. They help us learn about different traditions and the special ways people celebrate.

Choose one of your favourite festivals (like Diwali, Eid, Christmas, Gurburab, Holi, etc.) and create one decorative item used to decorate homes during that festival.

You may create items like- rangoli designs, wall hangings, show pieces, Christmas tree ornaments, Christmas wreaths, Moon and star hanging, door hangings or any other creative item related to your chosen festival.

Instructions:

- Try to use waste materials (paper, cardboard, old water bottles, craft supplies, etc.)
- Make your item neat, colourful, and creative.
- Ensure it is strong and long-lasting

Note: Learn a few things about your festival - how it is celebrated, what special traditions people follow, and why it is important and share in your class.



### **ACTIVITY: GREEN CREATIONS – DIY PLANTERS**

Taking care of our surroundings and keeping our homes beautiful is an important part of our daily life. Creating useful items from waste materials helps us become responsible, creative, and thoughtful towards nature.

Create a DIY Planter using waste or easily available materials such as plastic bottles, old containers, tins, cardboard, or any other reusable items.



- Design your item as a planter, hanging pot, decorated flower pot etc.
- You may decorate it using waste materials, fabric, or paint it to make it attractive.
- Ensure that your creation is useful, sturdy, and neatly finished.
- If you make a planter, you may also plant a small plant and take care of it regularly.



## ENGLISH

Name: \_\_\_\_\_

Class: \_\_\_\_\_

1)

A B C D E F G H I J K L M N O P Q R S T U V W X Y Z

Name: \_\_\_\_\_

# ABC Order

Write the words in alphabetical order.

1.	frog	Friday	friend	fruit
	_____	_____	_____	_____
2.	grape	grass	great	grow
	_____	_____	_____	_____
3.	cherry	cheese	chicken	cherry
	_____	_____	_____	_____
4.	tree	train	truck	trick
	_____	_____	_____	_____
5.	bread	break	brown	brave
	_____	_____	_____	_____

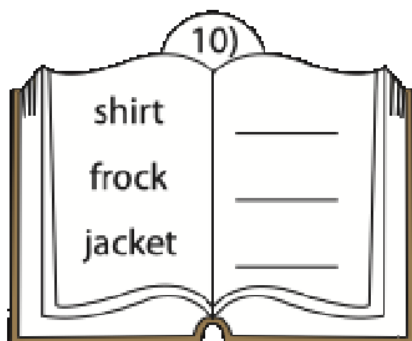


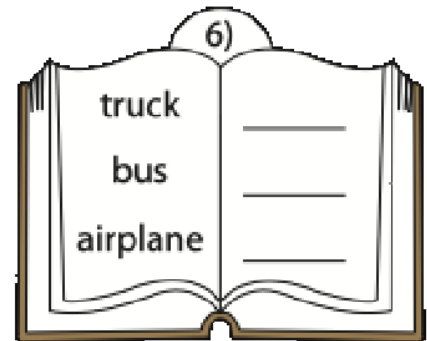
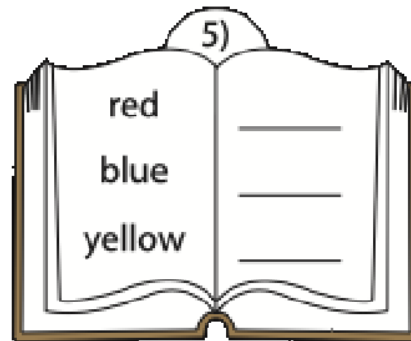

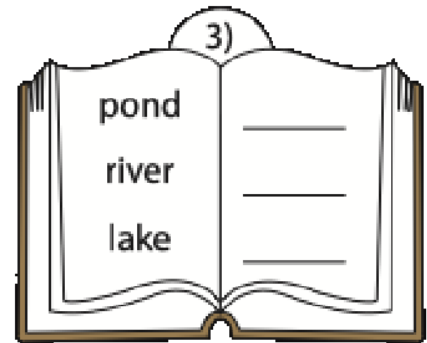
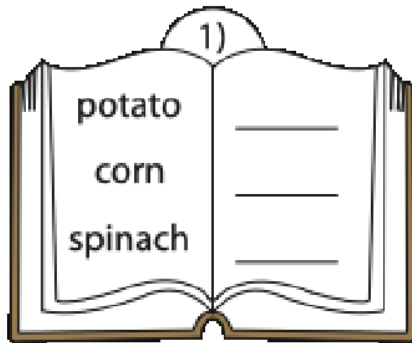
Name: \_\_\_\_\_

Class: \_\_\_\_\_

2)

## ABC Order Based on the First Letter

Write 1, 2, and 3 to indicate the alphabetical order of the words given.



Name: \_\_\_\_\_

Class: \_\_\_\_\_

3)

## Alphabetical Order

---

Write 1, 2, and 3 to indicate the ABC order of each set of words.

1)



2)



3)



4)



Name: \_\_\_\_\_

Class: \_\_\_\_\_

4)

Name: \_\_\_\_\_

Date: \_\_\_\_\_



# Identifying Nouns

Directions: Read the story below.

Highlight and write the nouns in the correct columns.

If the same noun is repeated in the story, only write it once.



The girls went to the mall with their mother. First, they stopped and looked at the hamsters, puppies, kittens, mice and birds. Next, they wanted to check out the store with toys. They looked at the dolls, jacks and jump ropes. While they were walking around, they saw their teacher, their neighbor and the librarian at the mall!

The girls left and went home. They were exhausted and hungry. When they arrived home, their first stop was the kitchen. They grabbed a snack and ate it in their bedroom. After resting for awhile, the girls decided to play outside.

Person	Place	Thing	Animal
1. _____	1. _____	1. _____	1. _____
2. _____	2. _____	2. _____	2. _____
3. _____	3. _____	3. _____	3. _____
4. _____	4. _____	4. _____	4. _____
5. _____	5. _____	5. _____	5. _____

Name: \_\_\_\_\_

Class: \_\_\_\_\_

5)




Name: \_\_\_\_\_

## Nouns & Proper Nouns

# Proper *nouns*



Write the words under the correct category.



Proper Nouns

Common Nouns

Mars

planet

Beth

teacher

Monday

Mr. Bob

city

girl

Japan

store

April

friend

New York

Oreo


Miss Jess

street

## 6) ACTIVITY

### Roll No: 1-10 - Noun Town Bus

Make two buses going to different towns, as shown in the picture below. Look around you and write down 12 naming words (nouns) from your surroundings. Then, sort them into common and proper nouns. Be creative and convert into a hanging, chart or something unique.




### Roll No: 10 – 20 - Noun Wall Hanging

Nouns help us name people, places, animals, and things. Students will prepare a creative 'Noun Wall Hanging' using suitable pictures and examples as shown in the image below.



## Roll No: 20 onwards - Wall Hangings

Create a beautiful and creative wall hanging to show the sounds of CH, SH and PH. You can design it in any style of your choice (umbrella, rainbow, tree, clouds, flowers, or any creative idea). Use your imagination and make it attractive.



7) Good handwriting is an important part of learning. Students should practice good handwriting every day and complete the **English Handwriting Series book** up to Page no. 20.

8) Learn Notebook work and Book work of Lesson-1 From the Farm to our Homes.

## HINDI

नाम: ..... कक्षा: .....

1) चित्र देखकर संयुक्ताक्षर वाले शब्द लिखे

पक्षी आश्रम नेत्र यज्ञ पत्र



2) मिलान करो

त् + र

ज् + ज

क् + ष

श् + र

ज

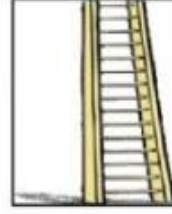
क्ष

श्र

त्र

नाम: ..... कक्षा: .....

2) चित्र को देखकर निम्न वर्ग पहली में उनके नाम ढूँढो।








सि	पा	ही	ज	प	पी	ता
क	ग	रा	नी	ब	ला	उ
सी	ढी	ज	ढ	घ	ड	जी
टी	ठ	म	ग	र	म	भ
छ	द	क	भ	ती	र	म
ल	क	ड़ी	ज	प	न	घ
क्ष	ली	फ	रे	ल	गा	ड़ी



नाम : ..... कक्षा : .....

3) गिनो और लिखो।

चित्र	अंको में	शब्दों में
		
		
		
		
		

4) नीमा की दादी के शब्दार्थ और प्रश्न/उत्तर याद करो।

5) हिंदी सुलेख माला: पेज 20 तक कीजिए।

6)

Roll no: 1 to 11 -संज्ञा शब्द से वॉल हैगिंग तैयार कीजिए।

Roll no: 12 to 22 - विलोम शब्द से वॉल हैगिंग तैयार कीजिए।



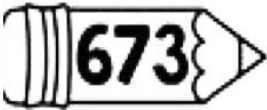







Roll no: 23 to 35 - हिंदी की गिनती १ से १० तक( शब्दों में और अंकों में) पर हैगिंग तैयार कीजिए।

<https://www.youtube.com/watch?v=284eCYzHjRk>

# Expanded Form



Directions: Fill in the chart below to show how many hundreds, tens and ones. The first one has been done for you.

	Hundreds	Tens	Ones		
 234	200	+	30	+	4
 513					
 673					
 947					
 682					
 870					
 701					
 457					
 198					
 355					

Name: \_\_\_\_\_

# Grandma's Place Value Quilt

Directions: Help Grandma pick the colors for her new quilt.

Read the place value clues below and color the quilt according the color code.

15	11	25	51	75	21	85
31	75	32	72	62	55	81
35	71	52	99	22	41	45
81	65	62	42	12	65	61
85	51	5	21	15	71	75



If there is a 5 in the ones place,  
color the square blue.

If there is a 2 in the ones place,  
color the square pink.

If there is a 1 in the ones place,  
color the square green.

If there is a 9 in the tens place,  
color the square yellow.



# 3-Digit numbers using Abacus

Count the beads and write down the answer in the given box.

<p>H T O</p> <p>3 2 3</p>	<p>H T O</p> <p><input type="text"/></p>	<p>H T O</p> <p><input type="text"/></p>
<p>H T O</p> <p><input type="text"/></p>	<p>H T O</p> <p><input type="text"/></p>	<p>H T O</p> <p><input type="text"/></p>

Draw the beads for the given 3 digit numbers.

<p>H T O</p> <p>2 5 0</p>	<p>H T O</p> <p><input type="text"/></p>	<p>H T O</p> <p><input type="text"/></p>
<p>H T O</p> <p><input type="text"/></p>	<p>H T O</p> <p><input type="text"/></p>	<p>H T O</p> <p><input type="text"/></p>

## Worksheet 1

Q1. Fill in the missing numbers.

i. 34, \_\_\_\_\_, \_\_\_\_\_, 37, \_\_\_\_\_, 39

ii. 45, 47, \_\_\_\_\_, \_\_\_\_\_, 53, \_\_\_\_\_

Q2. Write the numbers in numerals.

i. Twenty five: \_\_\_\_\_

ii. 8 tens and 6 ones: \_\_\_\_\_

Q3. How many tens and ones are there in the following numbers?

i. 37 → \_\_\_\_\_ tens and \_\_\_\_\_ ones

ii. 58 → \_\_\_\_\_ tens and \_\_\_\_\_ ones

iii. 74 → \_\_\_\_\_ tens and \_\_\_\_\_ ones

Q4. Write the number name.

i. 46: \_\_\_\_\_

ii. 83: \_\_\_\_\_

Q5. Write the expanded form.

i. 62 = \_\_\_\_\_ + \_\_\_\_\_

ii. 85 = \_\_\_\_\_ + \_\_\_\_\_

Q6. Add 1 to each of the following numbers.

i. 29 \_\_\_\_\_

ii. 59 \_\_\_\_\_

iii. 99 \_\_\_\_\_

Q7. Put the correct sign  $>$ ,  $<$  or  $=$  in the box.

i. 42  24

ii. 67  76

iii. 85  85

## Worksheet 2

Q1. Write the numbers in order.

i. 16, 3, 29, 11, 7, 23 (Ascending)

\_\_\_\_\_

ii. 88, 42, 95, 17, 60, 33 (Descending)

\_\_\_\_\_

Q2. Compare the numbers and write  $<$ ,  $>$  or  $=$  in the blank.

i. 38 \_\_\_\_\_ 83

ii. 64 \_\_\_\_\_ 46

iii. 51 \_\_\_\_\_ 51

iv. 72 \_\_\_\_\_ 27

v. 19 \_\_\_\_\_ 29

vi. 90 \_\_\_\_\_ 80

Q3. Find the missing numbers.

i. 41, 42, 43, \_\_\_\_\_, \_\_\_\_\_, 46

ii. 60, 58, 56, \_\_\_\_\_, \_\_\_\_\_, 50

Q4. Solve the following.

i.  $27 + 10 =$  \_\_\_\_\_

ii.  $36 + 20 =$  \_\_\_\_\_

iii.  $45 + 30 =$  \_\_\_\_\_

iv.  $58 + 1 =$  \_\_\_\_\_

Q5. Solve the following.

i.  $62 - 20 =$  \_\_\_\_\_

ii.  $75 - 30 =$  \_\_\_\_\_

iii.  $84 - 40 =$  \_\_\_\_\_

iv.  $91 - 1 =$  \_\_\_\_\_

Q6. Word Problems.

i. Riya has 34 stickers. She gets 12 more stickers. How many stickers does she have now?

Answer: \_\_\_\_\_

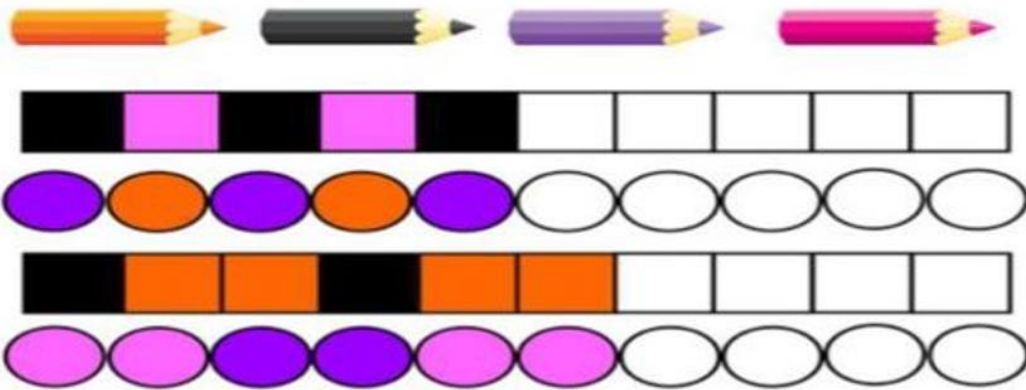
ii. There are 56 apples in a basket. 23 apples are red and the rest are green. How many apples are green?

Answer: \_\_\_\_\_

\* Learn tables from 2 to 10

\* Revise number names, expanded form, comparing numbers etc.

**ACTIVITY (1)**  
**MATHEMATICS MAGICAL FUN!!!!**



Activity; Prepare atleast two patterns on any of the below given format.

- i) Picture pattern
- ii) Number pattern
- iii) Shape pattern
- iv) Colour pattern

**ACTIVITY (2)**

**FAMILY BIRTHDAYS**



In a scrapbook, record the birthdays of your family members in ascending order of age. That means start with the youngest member. Also, include pictures of each family member.

EVS

Name :.....

Class .....

1)


# Body parts crossword

## Across


1. a \_ \_ 

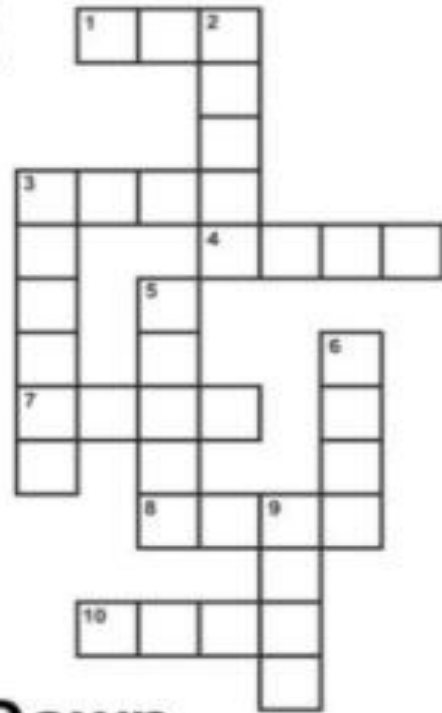
3. f \_ \_ t 

4. h \_ i \_ 

7. e \_ \_ s 

8. h \_ \_ d 

10. e \_ r \_ 




## Down

2. m \_ \_ t \_ 

3. f \_ \_ g \_ r 

5. t \_ \_ th 

6. h \_ \_ d 

9. n \_ s \_ 



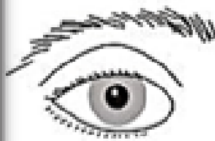
Name: .....

Class: .....

2) Tick the correct option:

### Find the body parts

P	E	Y	E	A	C	F	O	G	R
M	S	T	V	K	B	L	I	P	S
A	C	H	I	N	S	U	M	T	N
F	J	E	S	O	Q	Z	A	K	E
H	A	N	D	S	W	N	I	D	C
E	J	K	A	E	P	T	S	C	K
D	G	O	I	R	E	A	R	S	U
A	R	M	F	X	A	I	M	D	K
B	Y	H	E	J	L	F	E	E	T
S	T	O	M	A	C	H	Z	C	G



FEET

EYE

LIPS

HANDS

NOSE

EARS

ARM

NECK

STOMACH

CHIN



3) Revise lesson -2 Our body (Everything done in the notebook & Step Well book.)

#### 4) ACTIVITY

Make a 2D or 3D family tree using all possible waste material in the house cardboards, old plastic glass/plate used gift wraps etc. and paste/draw all the family members picture in it including grandparents, parents, uncle, aunts and cousins.



#### COMPUTER

Make a **poster** on any one of the following topics in MS PowerPoint or MS word.

1. My Favourite country
2. My Favourite Cartoon (like Chhota Bheem)
3. Garden scene
4. Birthday Scene

Use Good pictures, border, background colour, quotations, or good wishes etc. Don't forget to write name and class on the poster and take coloured print out of poster on A-4 sheet and submit in school.

#### LIFE SKILLS

Make a poster on “**HEALTH AND HYGIENE**”.

–OR–

Draw a picture of your **dream nation**. Also, write a few lines about how you want your country to be? What all changes you want to see in your country.

(To be done on A3 size sheet)

## ART AND CRAFT

1. Complete the following pages of your Art Book- Page 13, 22, 29, 40, 50, 52
2. Activity: Make a wall hanging using cardboard or chart paper and decorate it with simple Warli figures using white colour on a brown base.  
Add thread, beads, or tassels to make your artwork attractive and creative.



## PHYSICAL EDUCATION

**Activity:** Practice basketball dribbling while (travelling/ moving). Students will be asked to share their experiences after the holidays.

### **Instructions:**

- Practice these activities for at least 20-30 minutes daily.
- Encourage outdoor play whenever possible.
- Limit screen time.

**For Parents:** Parents are requested to actively participate with their children in these activities. This will not only motivate the child but also strengthen your bond and connection with them.